


CERTIFICATION

Pursuant to Section 86, Indian Act RSC 1985 C.I-5 and amendments thereto, I certify that the attached copies of the **Kamloops Indian Band Property Taxation Budget By-law 2006** dated April 25, 2006 are true copies of the said by-law.



Kathy Hankin
A/Associate Director, Lands and Trust Services,
a superintendent as defined in
Section 2(1) Indian Act RSC 1985

Ministre des Affaires indiennes et
du Nord canadien et interlocuteur fédéral
auprès des Métis et des Indiens non inscrits



Minister of Indian Affairs and
Northern Development and Federal Interlocutor
for Métis and Non-Status Indians

Ottawa, Canada K1A 0H4

I, the Minister of Indian Affairs and Northern Development, HEREBY
APPROVE, pursuant to section 83 of the *Indian Act*, the following by-
law made by the Kamloops Indian Band, in the Province of British
Columbia, at a meeting held on the 25th day of April 2006.

- **Kamloops Indian Band
Property Taxation Budget By-law 2006**

A handwritten signature in black ink, consisting of several loops and a long horizontal stroke.

Dated at Ottawa, Ontario this 18th day of May 2006.



2006 Property Taxation
Budget By-law
By-law No. – 2006- 01

KAMLOOPS INDIAN BAND
2006 BUDGET BY-LAW
By-law No. 2006 – 01

WHEREAS:

The Kamloops Indian Band passed the Taxation Expenditure By-law, duly approved by the Minister of Indian and Northern Affairs Canada, pursuant to Section 83 of the *Indian Act*.

AND WHEREAS:

The Taxation Expenditure By-law provides for the Band Council to adopt an annual budget, including the projected revenues and expenditures for the provision of local government services to the assessment area.



NOW THEREFORE BE IT HEREBY RESOLVED:

That the Chief and Council of the Kamloops Indian Band adopts the budget attached as the budget for taxation year 2006 pursuant to Section 83 of the *Indian Act* as follows:

| | | |
|----------|-------------------------|--------------|
| Region 1 | General KIB | Schedule "A" |
| Region 2 | G&M and Leonard Estates | Schedule "B" |
| Region 3 | Silver Sage | Schedule "C" |
| Region 4 | Paul Lake | Schedule "D" |
| Region 5 | Seven Mile | Schedule "E" |

KAMLOOPS INDIAN BAND
2006 BUDGET BY-LAW
By-law No. 2006 – 01

Hereby authorized on behalf of the Kamloops Indian Band at Kamloops Indian Reserve #1 on the 25th day of April, 2006

| | | |
|----------------------------------|---|---|
| | Chief _____ | |
| Councillor _____ |  | Councillor _____ |
| Councillor _____ | | Councillor <u>Victor W. Manuel</u> |
| Councillor <u>Harry Paul</u> | | Councillor _____ |
| Councillor <u>Richard</u> | | Councillor _____ |
| Councillor <u>Dwayne Comille</u> | | Councillor  |

Being the majority of those members of the Council of the Kamloops Indian Band present. There are ten (10) Council members and a quorum of Council is five (5) members.

Number of members of the Council present at the meeting: 6 .

KAMLOOPS INDIAN BAND

2006 BUDGET BY-LAW

By-law No. 2006 – 01

SCHEDULE "A"

Region 1

KIB General

2006 Annual Property Tax Budget

| | |
|------------------------|----------------|
| Total Tax Revenue: | \$1,236,019.09 |
| Animal Control | \$60.00 |
| Building Permits | \$22,000.00 |
| Business Licenses | \$48,000.00 |
| EA Admin Fee | \$11,000.00 |
| Tax Search | \$2,800.00 |
| Forced Minimum Class 1 | \$731.89 |
| Forced Minimum Class 2 | \$257.07 |
| Penalties & Interest | \$5,900.00 |
| Tfr – Fr G&M & Leonard | \$14942.80 |
| Tfr – Fr Paul Lake | \$44,059.98 |
| Tfr – Fr Silver Sage | \$9,599.59 |
| Tfr – Fr Sun Rivers | \$343,953.72 |
| Tfr – Fr CWAH/7-Mile | \$22,017.30 |
| Total Revenue: | \$1,761,341.44 |

| | |
|------------------------------------|----------------|
| General Government Services | \$1,287,495.72 |
| Protective Services | \$88,417.00 |
| Transportation Services | \$258,066.48 |
| Recreational and Cultural Services | \$15,500.00 |
| Community Development Services | \$49,500.00 |
| Environmental Health Services | \$11,000.00 |
| Fiscal Services | \$2,963.78 |
| Other Expenditures | \$31,713.00 |
| Taxes for Other Governments | \$16,685.46 |
| Total Expenditures | \$1,761,341.44 |

**KAMLOOPS INDIAN BAND
2006 BUDGET BY-LAW
By-law No. 2006 – 01**

SCHEDULE "B"

**Region 2
G&M/Leonard Estates**

2006 Annual Property Tax Budget

| | |
|--------------------|-------------|
| Total Tax Revenue: | \$63,690.15 |
| Penalties | \$760.00 |
| Forced Minimums | \$7,259.31 |

Total Revenues \$71,709.46

| | |
|-----------------------------|-------------|
| General Government Services | \$22,113.75 |
| Protective Services | \$17,821.00 |
| Fiscal Services | \$14,645.62 |
| Other Expenditures | \$16,473.11 |
| Taxes for Other Governments | \$655.98 |

Total Expenditures \$71,709.46

**KAMLOOPS INDIAN BAND
2006 BUDGET BY-LAW
By-law No. 2006 – 01**

SCHEDULE "C"

**Region 3
Silver Sage**

2006 Annual Property Tax Budget

| | |
|--------------------|-------------|
| Total Tax Revenue: | \$20,142.29 |
| Penalties | \$35.00 |
| Forced Minimum | \$8,348.33 |
| Total Revenues | \$28,525.62 |

| | |
|-----------------------------|-------------|
| General Government Services | \$12,452.15 |
| Protective Services | \$4,238.00 |
| Fiscal Services | \$4,894.07 |
| Other Expenditures | \$6,734.00 |
| Taxes for Other Governments | \$207.40 |
| Total Expenditures | \$28,525.62 |

**KAMLOOPS INDIAN BAND
2006 BUDGET BY-LAW
By-law No. 2006 – 01**

SCHEDULE “D”

**Region 4
Paul Lake**

2006 Annual Property Tax Budget

| | |
|--------------------|--------------|
| Total Tax Revenue: | \$109,592.90 |
| Penalties | \$125.00 |
| Forced Minimum | \$209.09 |
| Total Revenues | \$109,926.99 |

| | |
|-----------------------------|--------------|
| General Government Services | \$55,052.68 |
| Fiscal Services | \$30,782.72 |
| Other Expenditures | \$22,973.88 |
| Taxes for Other Governments | \$1,117.71 |
| Total Expenditures | \$109,926.99 |

**KAMLOOPS INDIAN BAND
2006 BUDGET BY-LAW
By-law No. 2006 – 01**

SCHEDULE “E”

**Region 5
Seven Mile**

2006 Annual Property Tax Budget

| | |
|-----------------------------|-------------|
| Total Tax Revenue: | \$39,072.32 |
| Total Revenues | \$39,072.32 |
| General Government Services | \$25,924.53 |
| Protective Services | \$1,733.00 |
| Other Expenditures | \$10,764.42 |
| Taxes for Other Governments | \$650.37 |
| Total Expenditures | \$39,072.32 |